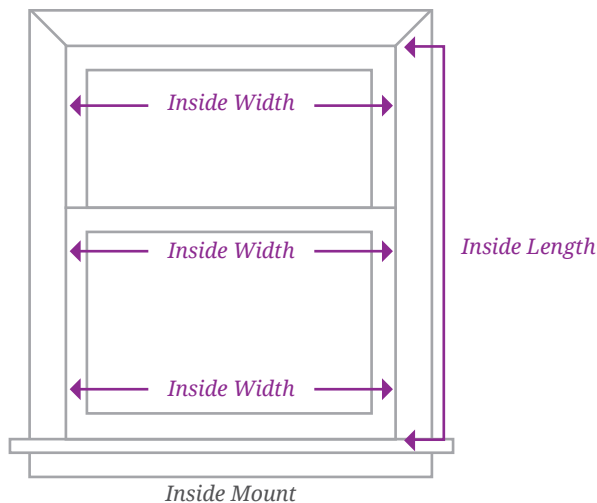




## HOW TO MEASURE YOUR WINDOWS - VENETIAN BLINDS

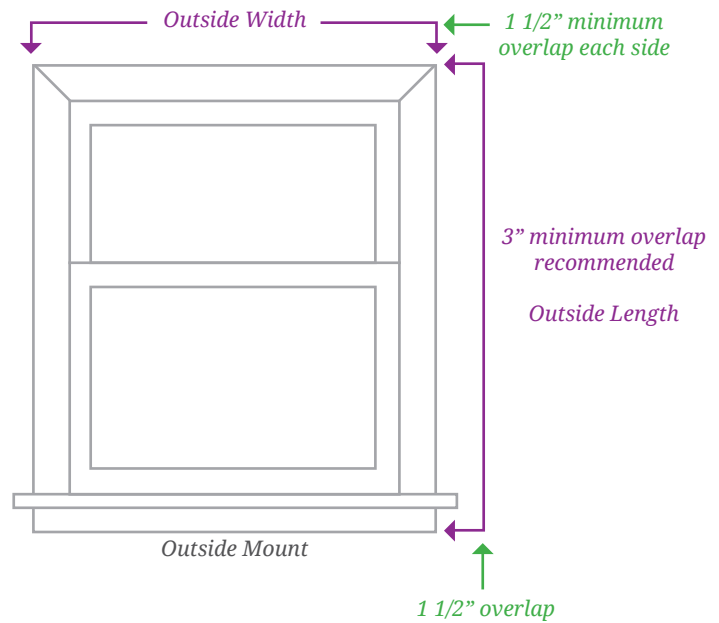
For accuracy and perfect fit please measure in centimetres and / or millimetres with a steel tape measure.  
All blinds will be made as inside recess unless stated you want outside recess.

### Measuring for inside the recess




Please measure the inside of the recess width and drop with no deductions, as we will deduct the appropriate measurements. It is advised to measure the recess in two or three different places and send us the smallest measurement.

### Measuring for outside the recess



Please decide the distance you require the blind to overlap the recess and send us the width and drop you require the blind to be, stating outside recess.

### Measuring bay windows and conservatories for venetian blinds



When measuring a bay window please measure the full distance of A,B,C in photo above, then deduct 25mm from B & C only for the angle, the sizes you should now have are classed as inside recess sizes.

When measuring a rectangular bay window or conservatory always measure the front face first. This blind will be a recess fit. Then measure the width of one side and take off the width of the slat you intend to buy +15mm, eg: if you are buying 50mm wide slats then take of 65mm to allow for the front blind eg 1000mm total width minus 65mm for front blind = 935mm. The measurement will be a 935mm recess fit blind. Repeat this for other side.