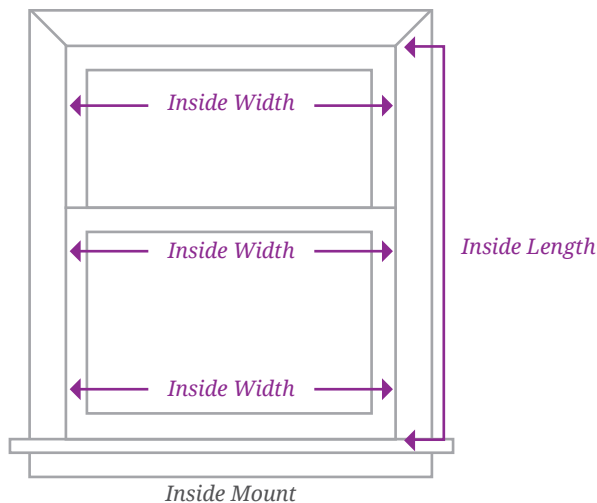




HOW TO MEASURE YOUR WINDOWS - VERTICAL BLINDS

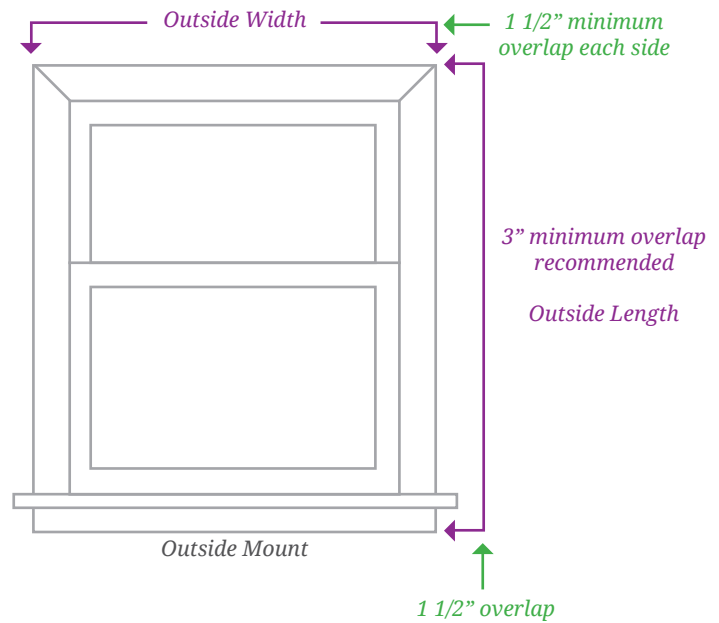
For accuracy and perfect fit please measure in centimetres and / or millimetres with a steel tape measure.
All blinds will be made as inside recess unless stated you want outside recess.

Measuring for inside the recess




Please measure the inside of the recess width and drop with no deductions, as we will deduct 10mm from the Head-rail so it fits in the recess and 15 to 20mm from the drop.

Measuring for outside the recess



Please decide the distance you require the blind to overlap the recess - send us the width and drop you require the blind to be and state outside recess.

Measuring bay windows and conservatories for vertical blinds



When measuring a bay window please measure the full distance of A, B, C in photo above, then deduct 35mm from B and C only for the angle; the sizes you should now have are classed as inside recess sizes.

When measuring a rectangular bay window or conservatory, always measure the front face first. This blind will be a recess fit. Then measure the width of one side and take off 100mm to allow for the front blind eg. 1000mm total width minus 100mm for front blind = 900mm. This measurement will be a 900mm recess fit blind. Repeat this for other side.